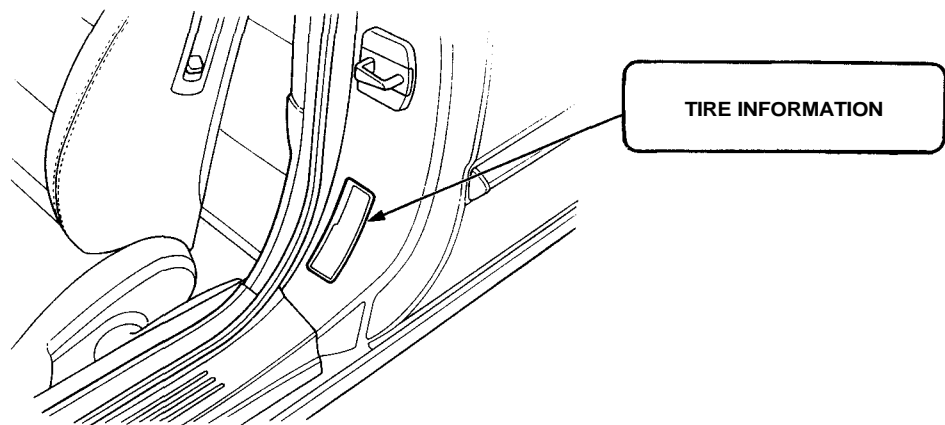
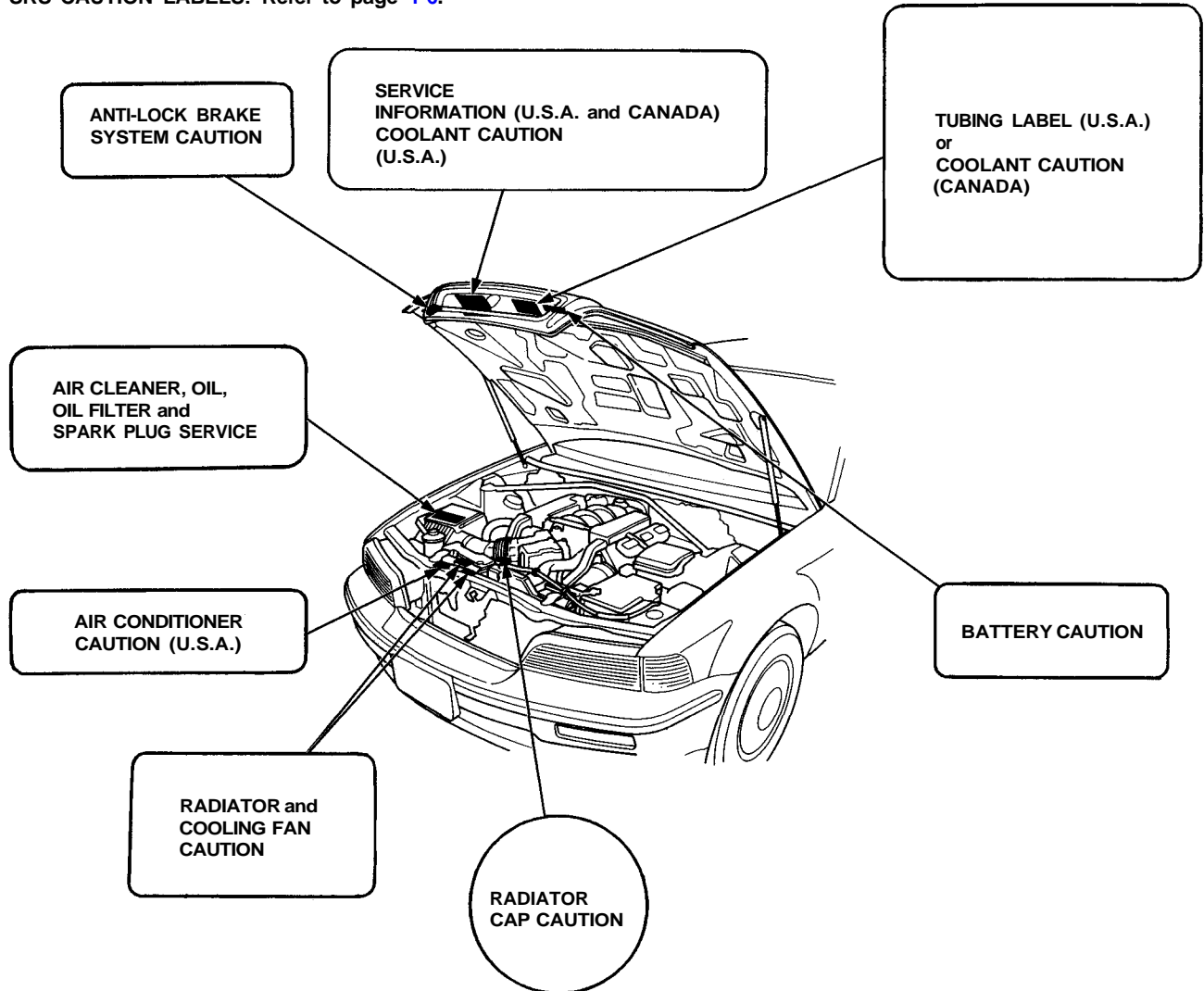


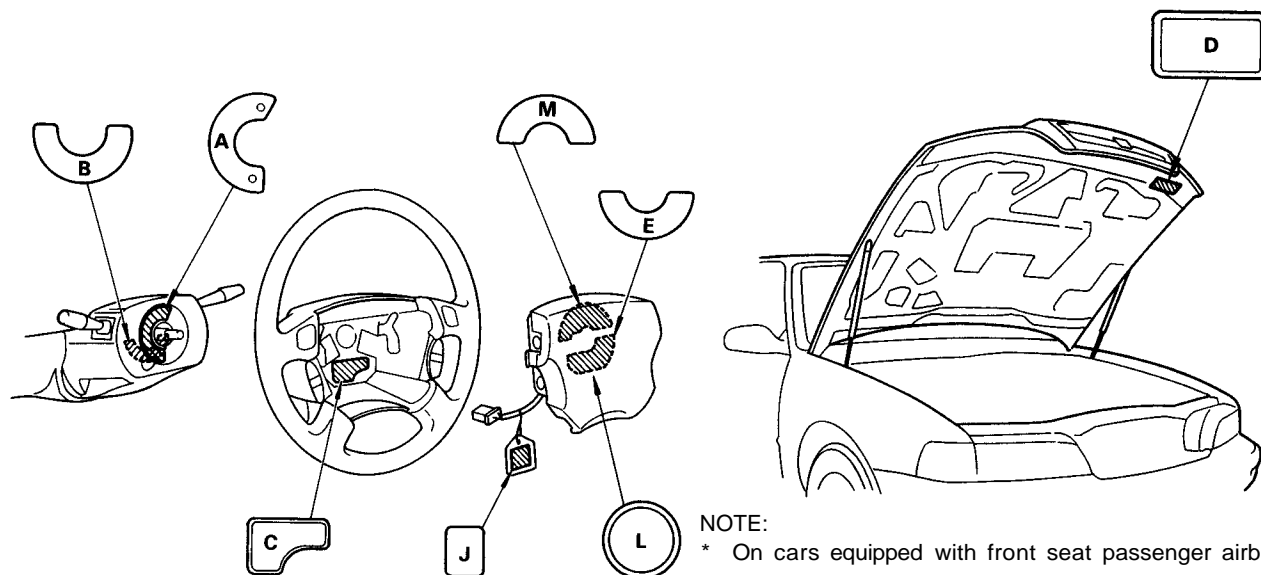
Label Locations



SRS CAUTION LABELS: Refer to page 1-6.



Warning/Caution Labels



NOTE:

* On cars equipped with front seat passenger airbag.

A: CABLE REEL CAUTION A

CAUTION: **SRS**

BEFORE INSTALLING CABLE REEL:

- CENTER THE FRONT WHEELS.
- ALIGN THE MARKS.
- READ SERVICE MANUAL.

B: CABLE REEL CAUTION B

CAUTION: **SRS**

NO SERVICEABLE PARTS INSIDE; DO NOT DISASSEMBLE OR TAMPER.

C: STEERING WHEEL WARNING

WARNING **SRS**

BEFORE INSTALLING STEERING WHEEL:

- CENTER THE FRONT WHEELS.
- ALIGN THE MARKS. (CABLE REEL)
- READ SERVICE MANUAL.

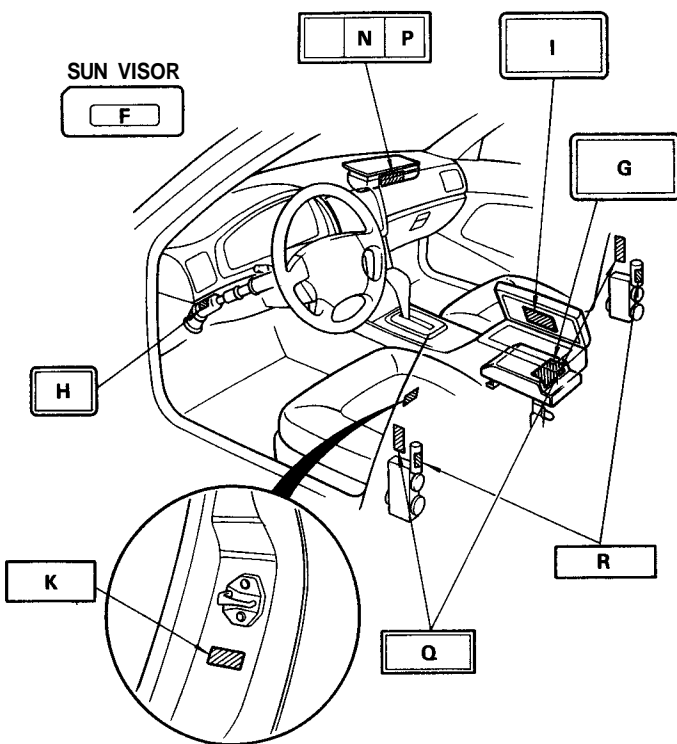
D: UNDERHOOD WARNING

WARNING **SRS**

THIS VEHICLE IS EQUIPPED WITH A AIRBAG SYSTEM AS A SUPPLEMENTAL RESTRAINT SYSTEM. (SRS)

ALL SRS ELECTRICAL WIRING AND CONNECTORS ARE COLORED YELLOW.

DO NOT USE ELECTRICAL TEST EQUIPMENT ON THESE CIRCUITS. TAMPERING WITH OR DISCONNECTING THE SRS WIRING COULD RESULT IN ACCIDENTAL FIRING OF THE INFLATOR OR MAKE THE SYSTEM INOPERATIVE, WHICH MAY RESULT IN SERIOUS INJURY.





E: MODULE WARNING

WARNING **SRS**
TO PREVENT ACCIDENTAL DEPLOYMENT AND POSSIBLE INJURY:
ALWAYS INSTALL THE PROTECTIVE SHORT CONNECTOR ON THE INFLATOR CONNECTOR WHEN THE HARNESS IS DISCONNECTED.
UNDER NO CIRCUMSTANCES SHOULD DIAGNOSIS BE PERFORMED USING ELECTRICAL TEST EQUIPMENT OR PROBING DEVICES.
NO SERVICEABLE PARTS INSIDE. DO NOT DISASSEMBLE OR TAMPER.
STORE THE REMOVED AIRBAG ASSEMBLY WITH THE PAD SURFACE UP.
FOR SPECIAL HANDLING OR STORAGE REFER TO THE ACURA SERVICE MANUAL.
DISPOSE OF THE ENTIRE UNIT AS DIRECTED.

F: DRIVER INFORMATION

SRS ALWAYS WEAR YOUR SEAT BELT

- THIS CAR IS EQUIPPED WITH A DRIVER AIRBAG AS A SUPPLEMENTAL RESTRAINT SYSTEM (SRS).
- IT IS DESIGNED TO SUPPLEMENT THE SEAT BELT.
- BEFORE DRIVING READ LABEL INSIDE THE CONSOLE BOX.

G: SRS UNIT CAUTION

CAUTION **SRS**

- NO SERVICEABLE PARTS INSIDE.
- DO NOT DISASSEMBLE OR TAMPER.
- DO NOT DROP.
- STORE IN A CLEAN, DRY AREA.

H: STEERING COLUMN CAUTION

CAUTION **SRS**
TO AVOID DAMAGING THE SRS CABLE OR REEL, WHICH COULD MAKE THE SYSTEM INOPERATIVE, REMOVE THE STEERING WHEEL BEFORE REMOVING THE STEERING SHAFT CONNECTOR BOLT.

I: POCKET INFORMATION

DRIVER'S AIRBAG INFORMATION **SRS**

- SUPPLEMENTAL RESTRAINT SYSTEM (SRS) CAN PROVIDE ADDITIONAL PROTECTION FOR THE DRIVER IN A FRONTAL COLLISION. A FUNCTIONAL DESCRIPTION OF THE SRS IS IN YOUR OWNER'S MANUAL.
- THE SYSTEM MUST BE INSPECTED TEN YEARS AFTER DATE OF MANUFACTURE, AS NOTED ON THE CERTIFICATION PLATE.
- ANY REPAIR, INSPECTION OR NEARBY ACCESSORY INSTALLATION SHOULD BE DONE BY AN ACURA DEALER.
- IF YOUR SRS INDICATOR:
LIGHTS WHILE DRIVING OR FLASHES;
FAILS TO LIGHT OR STAYS ON AFTER THE IGNITION IS FIRST TURNED ON:
SEE YOUR AUTHORIZED ACURA DEALER.

* I: POCKET INFORMATION

DRIVER'S AND FRONT SEAT PASSENGER'S AIRBAG INFORMATION **SRS**

- SUPPLEMENTAL RESTRAINT SYSTEM (SRS) CAN PROVIDE ADDITIONAL PROTECTION FOR THE DRIVER AND FRONT SEAT PASSENGER IN A FRONTAL COLLISION. A FUNCTIONAL DESCRIPTION OF THE SRS IS IN YOUR OWNER'S MANUAL.
- THE SYSTEM MUST BE INSPECTED TEN YEARS AFTER DATE OF MANUFACTURE, AS NOTED ON THE CERTIFICATION PLATE.
- ANY REPAIR, INSPECTION OR NEARBY ACCESSORY INSTALLATION SHOULD BE DONE BY AN ACURA DEALER.
- IF YOUR SRS INDICATOR:
LIGHTS WHILE DRIVING OR FLASHES;
FAILS TO LIGHT OR STAYS ON AFTER THE IGNITION IS FIRST TURNED ON:
SEE YOUR AUTHORIZED ACURA DEALER.

J: STEERING WHEEL WARNING

WARNING **SRS**
TO PREVENT ACCIDENTAL DEPLOYMENT AND POSSIBLE INJURY:
ALWAYS INSTALL THE PROTECTIVE SHORT CONNECTOR ON THE INFLATOR CONNECTOR WHEN THE HARNESS IS DISCONNECTED.

K: LABEL **AIRBAG**

(cont'd)

* This version of the label is used on cars with front passenger airbag.

Warning/Caution Labels (cont'd)

L: INFLATOR LABEL

DANGER CONTAINS SODIUM AZIDE AND POTASSIUM NITRATE.
CONTENTS ARE EXTREMELY FLAMMABLE.
DO NOT DISMANTLE OR INCINERATE.
DO NOT PROBE WITH ELECTRICAL DEVICES.

M: INFLATOR COVER LABEL

DANGER
EXPLOSIVE/FLAMMABLE **SRS**
CONTACT WITH ACID, WATER, OR HEAVY METALS SUCH AS COPPER, LEAD, OR MERCURY, MAY PRODUCE HARMFUL AND IRRITATING GASES OR EXPLOSIVE COMPOUNDS. STORAGE TEMPERATURES MUST NOT EXCEED 200°F. FOR PROPER HANDLING, STORAGE, AND DISPOSAL PROCEDURES REFER TO THE ACURA SERVICE MANUAL, SRS SUPPLEMENT.
POISON
CONTAINS POISONOUS SODIUM AZIDE AND POTASSIUM NITRATE.
FIRST AID:
IF CONTENTS ARE SWALLOWED, INDUCE VOMITING. FOR EYE CONTACT, FLUSH EYES WITH WATER FOR 15 MINUTES. IF GASES (FROM ACID OR WATER CONTACT) ARE INHALED, SEEK FRESH AIR. IN EVERY CASE, GET PROMPT MEDICAL ATTENTION.
KEEP OUT OF REACH OF CHILDREN.

* N: FRONT SEAT PASSENGER AIRBAG MODULE COVER LABEL

DANGER
EXPLOSIVE/FLAMMABLE **SRS**
CONTACT WITH ACID, WATER, OR HEAVY METALS SUCH AS COPPER, LEAD, OR MERCURY, MAY PRODUCE HARMFUL AND IRRITATING GASES OR EXPLOSIVE COMPOUNDS. STORAGE TEMPERATURES MUST NOT EXCEED 200°F. FOR PROPER HANDLING, STORAGE, AND DISPOSAL PROCEDURES REFER TO THE ACURA SERVICE MANUAL, SRS SUPPLEMENT.
POISON
CONTAINS POISONOUS SODIUM AZIDE AND POTASSIUM NITRATE.
FIRST AID:
IF CONTENTS ARE SWALLOWED, INDUCE VOMITING. FOR EYE CONTACT, FLUSH EYES WITH WATER FOR 15 MINUTES. IF GASES (FROM ACID OR WATER CONTACT) ARE INHALED, SEEK FRESH AIR. IN EVERY CASE, GET PROMPT MEDICAL ATTENTION.
KEEP OUT OF REACH OF CHILDREN.
TO PREVENT ACCIDENTAL DEPLOYMENT AND POSSIBLE INJURY
● ALWAYS INSTALL THE PROTECTIVE SHORT CONNECTOR ON THE INFLATOR CONNECTOR WHEN THE HARNESS IS DISCONNECTED.
● UNDER NO CIRCUMSTANCES SHOULD DIAGNOSIS BE PERFORMED USING ELECTRICAL TEST EQUIPMENT OR PROBING DEVICES.
● NO SERVICEABLE PARTS INSIDE.
● DO NOT DISASSEMBLE OR TAMPER.
● STORE THE REMOVED AIRBAG ASSEMBLY WITH THE PAD SURFACE UP.
● FOR SPECIAL HANDLING OR STORAGE REFER TO THE ACURA SERVICE MANUAL.
● DISPOSE OF THE ENTIRE UNIT AS DIRECTED.

* P: FRONT SEAT PASSENGER AIRBAG INFLATOR LABEL

THIS GAS GENERATOR SHOULD ONLY BE INSTALLED IN VEHICLES EQUIPPED WITH THE AIRBAG SYSTEM, CONTAINS SODIUM AZIDE AND POTASSIUM NITRATE. CONTENTS ARE POISONOUS AND EXTREMELY FLAMMABLE, TO PREVENT ACCIDENTAL DEPLOYMENT AND POSSIBLE INJURY:

- DO NOT DISASSEMBLE OR TAMPER.
- DO NOT PROBE WITH ELECTRICAL TEST DEVICES.
- ALWAYS INSTALL THE PROTECTIVE SHORT CONNECTOR ON THE INFLATOR CONNECTOR.
- STORAGE TEMPERATURE MUST NOT EXCEED 200°F.

Q: PRETENSIONER ELR LABEL

CAUTION
FOLLOW THE INSTRUCTIONS BELOW FOR REMOVAL OF THE PRETENSIONER.

- SHORT COUPLER (RED) IS TO BE INSTALLED IMMEDIATELY WHENEVER COUPLER IS DISASSEMBLED.
- ELECTRIC TESTER SPECIFIED SHALL BE USED FOR CIRCUIT DIAGNOSIS.
- THE ANCHOR BOLT IN THE SHOULDER AREA IS TO BE REMOVED BEFORE THE PRETENSIONER.
- NO DISASSEMBLY OR IMPACT ALLOWED.
- FOR HANDLING, STORAGE AND DISPOSAL METHOD REFER TO THE SERVICE MANUAL.

R: PRETENSIONER POWER SOURCE LABEL

DANGER
DO NOT REMOVE, IMPACT OR DISASSEMBLE.

* This version of the label is used on cars with front passenger airbag.